


2017-18 DISTRICT OVERVIEW

SAN BERNARDINO CITY UNIFIED SCHOOL DISTRICT



50
ELEMENTARY

11
MIDDLE

10
HIGH

1
ADULT

2
ALTERNATIVE PROGRAMS

12
CHARTER SCHOOLS

2016-17-DEMOGRAPHICS

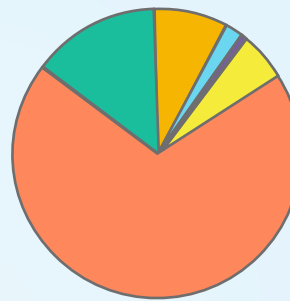


53,152
STUDENTS

(Includes 3,312 charter school students)

Socioeconomic.....	88.5%
English Learners.....	27.3%
Special Education.....	11%
Homeless.....	8.3%
Foster.....	0.9%
Charter Schools.....	6.2%

2016-17-STUDENT ETHNICITY



AWARDS



16
California Distinguished Schools



1
National Center for Urban School Transformation (NCUST) School



3
National Blue Ribbon Schools



3
Schools to Watch



1
California Gold Ribbon School





College Board Gaston Caperton Opportunity Award


9 Golden Bell Award-Winning Programs

- **BE STILL**
(Be Extra Stable to Increase Lifelong Learning)
- **Cal-SAFE for Teen Parents**
(California School-Age Families Education Program)
- **City of Readers**
- **Customer Service**
- **Grow Our Own**
- **Middle College High School**
- **Operation Student Recovery**
- **SANKOFA**
- **San Manuel Partnership**

STAFFING



GRADUATION RATE INCREASING



\$12,604


Spent Annually Per Student

Nationally, California has ranked in overall per pupil spending



2

Students per Technology Device





Dual Immersion Program

Ten schools offer a Dual Immersion program. Beginning in kindergarten, students receive instruction and practice in the core curriculum in English and Spanish.

Dual Immersion Schools

- | | |
|-----------------------------|--------------------------------|
| 1. Anton Elem. School | 9. Bonnie Oehl Elem. School |
| 2. Belvedere Elem. School | 10. Riley College PREP Academy |
| 3. Brown Elem. School | 11. Urbita Elem. School |
| 4. Hillside Elem. School | 12. Wilson Elem. School |
| 5. Jones Elem. School | 13. Bing Wong Elem. School |
| 6. Lincoln Elem. School | 14. Arrowview Middle School |
| 7. Lytle Creek Elem. School | 15. Paakuma' K-8 School |
| 8. Marshall Elem. School | 16. San Bernardino High School |



2016-17 Career Pathway Student Enrollment

Currently, there are
43,108
 students
 (88.1% of the total student population)
 enrolled in pathways.



2016-17 Career Pathway Opportunities



ARROYO VALLEY HIGH SCHOOL

Pathways

- Business & Logistics Academy
- C.O.R.E. Academy*
- Digital Media Arts Academy*
- Global Leadership Academy
- Local & National Security Academy
- Teaching Academy
- Visual & Performing Arts Academy



CAJON HIGH SCHOOL

Pathways

- Academy of Arts and Communication Technologies*
- Academy of Automotive and Construction Technologies*
- Academy of Medical, Health and Biological Sciences*
- Academy of Public Policy and Human Services*



INDIAN SPRINGS HIGH SCHOOL

Pathways

- Health Academy*
- Manufacturing Academy*



MIDDLE COLLEGE HIGH SCHOOL

Pathway

- San Bernardino Valley College



PACIFIC HIGH SCHOOL

Pathways

- Academy of Digital Design and Communications*
- Academy of PLTW Biomedical
- Heavy Diesel (Pilot Program)



SAN ANDREAS HIGH SCHOOL

Pathway

- Growing Hope Academy*
 - Quake Technology Innovators Pathway
 - Advanced Technology Farming Pathway



SAN BERNARDINO HIGH SCHOOL

Pathways

- Academy of Air Force ROTC
- Academy of E-Business
- Academy of Law and Society
- Academy of PLTW Engineering
- Academy of Public Safety
- Academy of Sports Medicine
- Academy of Visual and Performing Arts



SAN GORGONIO HIGH SCHOOL

Pathways

- NAF Academy of Arts, Media & Entertainment
- NAF Academy of Finance & Business
- NAF Academy of Hospitality & Tourism
- NAF Academy of Information Technology
- NAF/PLTW Academy of Design & Engineering
- NAF/PLTW Academy of Health Science



SIERRA HIGH SCHOOL

Pathways

- Academy of Medical Professions
- Academy of Military Enlistment