



# 2011-12 School Quality Snapshot

## Kendall Elementary

San Bernardino City Unified

4951 State St., San Bernardino, CA 92407

Grades Offered: K - 5

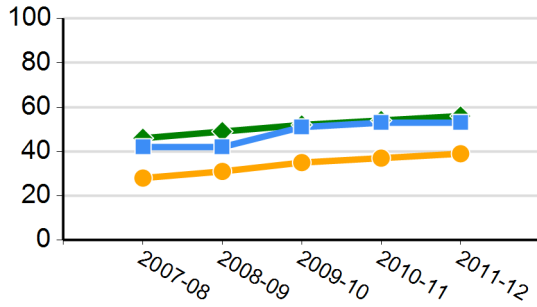
Enrollment: 450

Charter: No

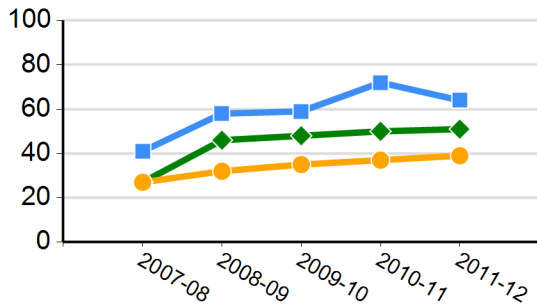
Title I Funded: Yes

CDS Code: 36-67876-6036933

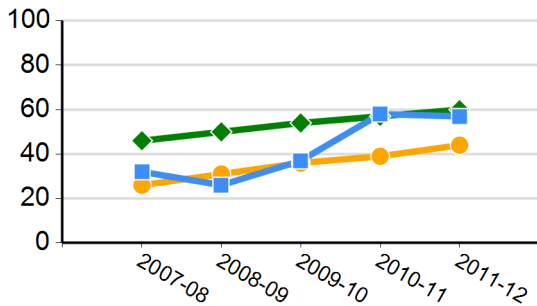
**CST English-language Arts Results**  
(percent proficient and above)



**CST Mathematics Results**  
(percent proficient and above)



**CST Science Results**  
(percent proficient and above)



### California's Academic Performance Index (API)

2012 Growth API	<b>818</b>
State Rank	<b>6</b>
Similar Schools Rank	<b>9</b>
2011-12 Growth from Prior Year	<b>-12</b>
Met Schoolwide Growth Target	<b>Yes</b>
All Student Groups Met Target	<b>Yes</b>

### API Subgroup Performance - 2012 API Growth

	Met Target	Growth
African American or Black		--
American Indian or Alaska Native		--
Asian		--
Filipino		--
Hispanic or Latino	<b>Yes</b>	<b>-17</b>
Native Hawaiian or Pacific Islander		--
White		--
Two or More Races		--
English Learners	<b>Yes</b>	<b>-14</b>
Socioeconomically Disadvantaged	<b>Yes</b>	<b>-18</b>
Students with Disabilities		--

Green = Student group met target  
 Red = Student group did not meet target  
 Blue = Student group is not numerically significant  
 -- = Not enough students to report

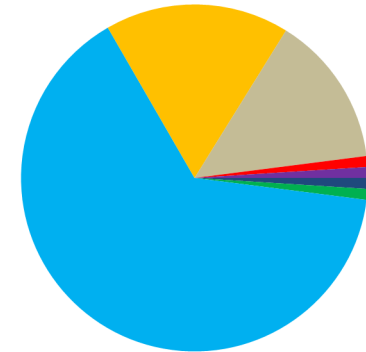
### CHART LEGEND:

■ SCHOOL ● DISTRICT ◆ STATE

CST: CA Standards Test CDS: County-district-school

School and/or district information will not be displayed when data are not available or when data are representing fewer than 11 students.

**2011-12 Enrollment by Race/Ethnicity**

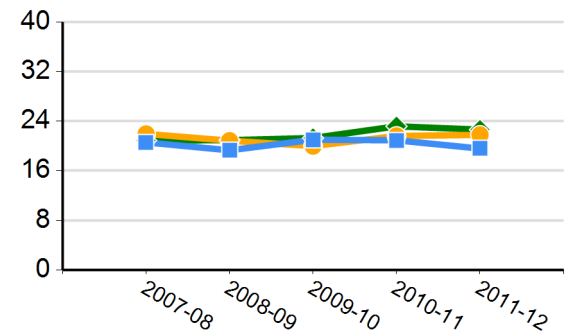


■ American Indian or Alaska Native ■ Hispanic or Latino  
 ■ Asian ■ African American or Black  
 ■ Native Hawaiian or Pacific Islander ■ White  
 ■ Filipino ■ Two or More Races  
 ■ Not Reported

**2011-12 Subgroup Enrollment**

English Learners	24%
Socioeconomically Disadvantaged	86%
Students with Disabilities	4%

**Average Class Size**





# 2011-12 School Quality Snapshot

## Kendall Elementary

San Bernardino City Unified

4951 State St., San Bernardino, CA 92407

Grades Offered: K - 5

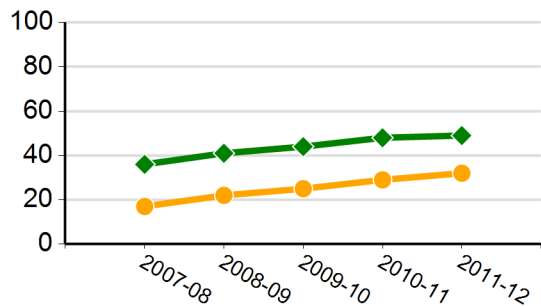
Enrollment: 450

Charter: No

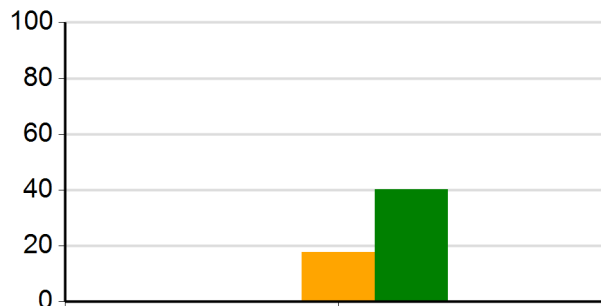
Title I Funded: Yes

CDS Code: 36-67876-6036933

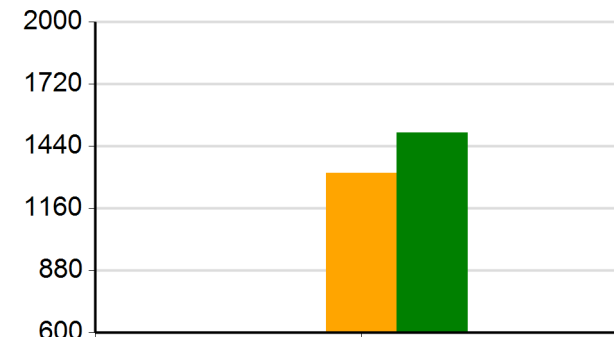
### CST History/Social Science Results (percent proficient and above)



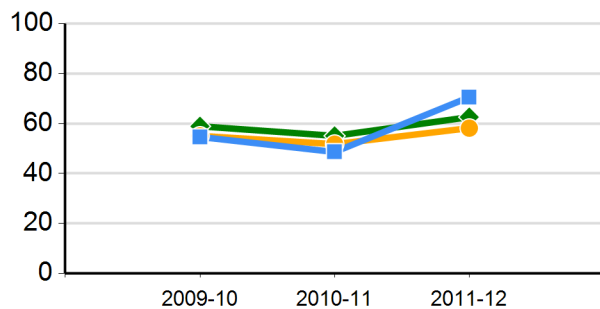
### Percentage of 2010-11 Graduates Meeting University of California "a-g" Requirements



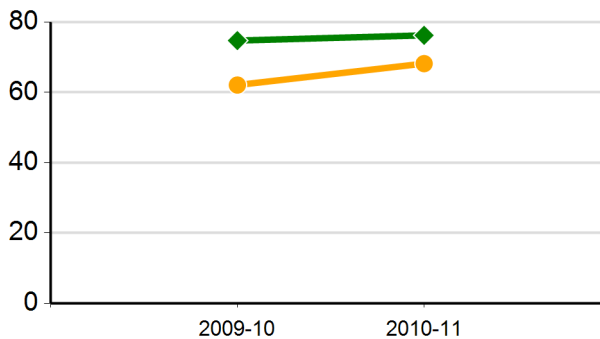
### 2010-11 Average SAT Score



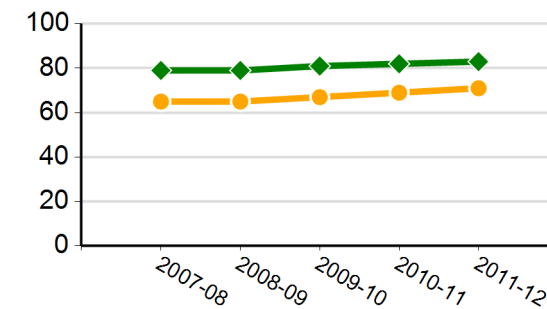
### Percentage of English Learners Making Progress in Learning English



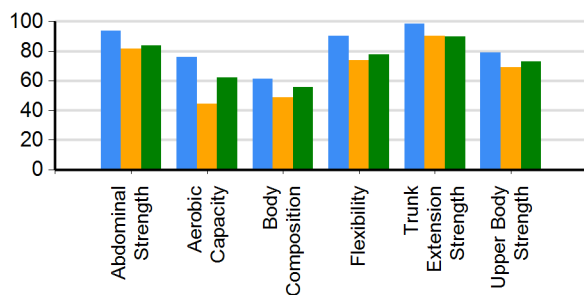
### Cohort Graduation Rate\*



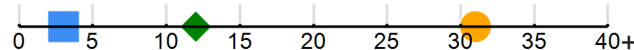
### CAHSEE English-Language Arts Grade 10 Passing Rate



### Percentage of Students in the Healthy Fitness Zone in 2010-11



### 2010-11 Suspensions and Expulsions as a Percentage of Enrolled Students



#### CHART LEGEND:

■ SCHOOL ● DISTRICT ◆ STATE

\* Only two years of data are available

CAHSEE: CA High School Exit Examination

CST: CA Standards Test

School and/or district information will not be displayed when data are not available or when data are representing fewer than 11 students.

### CAHSEE Mathematics Grade 10 Passing Rate

